

L 18 W/840

LUMILUX T8 | Tubular fluorescent lamps 26 mm, with G13 bases



Areas of application

- Public buildings
- Office lighting
- Industry
- Shops
- Supermarkets and department stores
- Street lighting
- Outdoor applications only in suitable luminaires

Product benefits

- Proven lamp technology
- Good economy thanks to high efficiency
- Available in many different light colors (2,700...8,000 K) for various applications

Product features

- Very good lumen maintenance: 90 % throughout the service lifetime of the lamp
- Good color rendering group: 1B (R_a : 80...89)
- Dimmable
- Top-quality three-band phosphor: LUMILUX



Product datasheet

Technical data

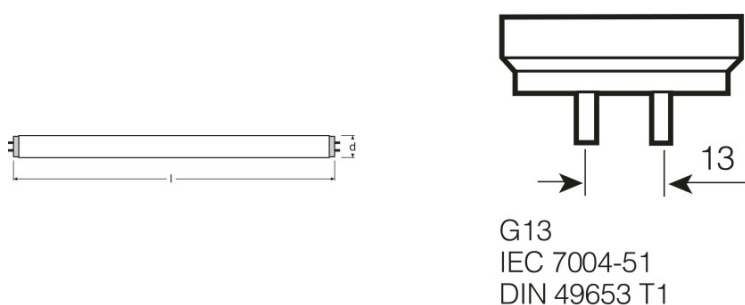
Electrical data

Nominal voltage	57.0 V
Nominal wattage	18.0 W
Rated lamp efficacy (HF data 25 °C)	Under clarification by authority and standardization body
Rated wattage	18.00 W

Photometrical data

Luminous flux at 25 °C	1350 lm
Light color	840
Color temperature	4000 K
Nominal luminous flux	1350 lm
Light color (designation)	LUMILUX Cool White
Rated LLMF at 2,000 h	0.95
Rated LLMF at 4,000 h	0.92
Rated LLMF at 6,000 h	0.91
Rated LLMF at 8,000 h	0.90
Rated LLMF at 12,000 h	0.80
Rated LLMF at 16,000 h	0.90
Rated LLMF at 20,000 h	0.89

Dimensions & weight



Tube diameter	26 mm
Length	590.0 mm
Length with base excl. base pins/connection	590.00 mm
Diameter	26.0 mm
Maximum diameter	26.0 mm

Product datasheet

Temperatures & operating conditions

Rated ambient temp.w.max.luminous flux	25.0 °C
--	---------

Lifespan

Service life	18000 h ¹⁾
Lifespan	20000 h ¹⁾
Rated lamp survival factor at 2,000 h	0.99
Rated lamp survival factor at 4,000 h	0.99
Rated lamp survival factor at 6,000 h	0.96
Rated lamp survival factor at 8,000 h	0.90
Rated lamp survival factor at 12,000 h	0.70
Rated lamp survival factor at 16,000 h	0.43
Rated lamp survival factor at 20,000 h	0.50
Operation mode LLMF/LSF	50 Hz
Rated lamp life time	20000 h
Nominal lamp life time	20000 h

¹⁾ With preheat ECG

Additional product data

Base (standard designation)	G13
Lamp mercury content	2.5 mg
Appropriate disposal acc. to WEEE	Yes

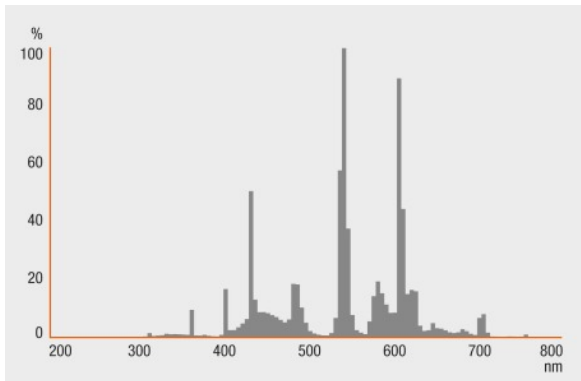
Capabilities

Dimmable	Yes
Suitable for indoor	Yes

Certificates & standards

Energy efficiency class	A
Energy consumption	23 kWh/1000h

Light Distribution



Spectral power distribution

System guarantee

OSRAM System+ Guarantee in combination with OSRAM ECGs

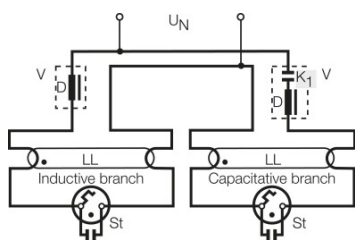


Guarantee

Safety advice

In case of lamp breakage: www.osram.com/brokenlamp

Product datasheet



Circuit diagram

Logistical Data

Product code	Product description	Packaging unit (Pieces/Unit)	Dimensions (length x width x height)	Volume	Gross weight
4050300517797	L 18 W/840	Shipping carton box 25	632 mm x 194 mm x 145 mm	17.78 dm ³	2625.00 g
4050300517797	L 18 W/840	Shipping carton box 10	632 mm x 145 mm x 62 mm	5.68 dm ³	1088.00 g

The mentioned product code describes the smallest quantity unit which can be ordered. One shipping unit can contain one or more single products. When placing an order, for the quantity please enter single or multiples of a shipping unit.

References / Links

For more information on the system guarantee and the terms and conditions of the guarantee visit

▶ www.osram.com/system-guarantee

For more information on QUICKTRONIC electronic control gear go to

▶ www.osram.com/QUICKTRONIC

Disclaimer

Subject to change without notice. Errors and omission excepted. Always make sure to use the most recent release.

L 18 W/840

LUMILUX T8 | Tubular fluorescent lamps 26 mm, with G13 bases

Product name	Product name ECG	EAN	Nominal current	Nominal wattage + Power loss	Luminous flux at 35 °C	Number of lighting outlets
L 18W/840	HF 1x18/230-240 DIM		0.09 A	19.00 W	1300 lm	1
	HF 2x18/230-240 DIM		0.17 A	36.00 W	1350 lm	2
	QT 1x18 DIM	4008321645647	0.08 A	18.90 W	1350 lm	1
	QT 2x18 DIM	4008321645852	0.17 A	37.70 W	1350 lm	2
	QT-ECO 1x18-24/220-240 L	4050300660417	0.14 A	19.00 W	1250 lm	1
	QT-ECO 1x18-24/220-240 S	4050300638560	0.14 A	19.00 W	1250 lm	1
	QT-FIT 5/8 1x18-39	4008321873927	0.10 A	21.00 W	1350 lm	1
	QT-FIT 5/8 2x18-39	4008321873903	0.17 A	39.00 W	1350 lm	2
	QT-FIT8 1x18	4008321294180	0.09 A	19.00 W	1350 lm	1
	QT-FIT8 2x18	4008321294241	0.16 A	36.00 W	1350 lm	2
	QT-FIT8 3x18, 4x18	4008321294302	0.25 A	54.00 W	1350 lm	3
	QT-FIT8 3x18, 4x18	4008321294302	0.33 A	74.00 W	1350 lm	4
	QTi 1x14/24/21/39 GII	4008321383334	0.09 A	19.00 W	1350 lm	1
	QTi 1x18 DIM		0.08 A	19.00 W	1350 lm	1
	QTi 2x14/24/21/39 GII	4008321383396	0.17 A	37.00 W	1350 lm	2
	QTi 2x18 DIM		0.16 A	37.00 W	1350 lm	2
	QTi 3x18 DIM	4008321069931	0.24 A	53.60 W	1350 lm	3
	QTi 4x18 DIM	4008321070012	0.31 A	69.30 W	1350 lm	4

Product datasheet

Product name	Product name ECG	EAN	Nominal current	Nominal wattage + Power loss	Luminous flux at 35 °C	Number of lighting outlets
	QTi DALI 1x18 DIM	4050300870403	0.08 A	18.30 W	1350 lm	1
	QTi DALI 2x18 DIM	4050300870526	0.16 A	36.50 W	1350 lm	2
	QTi DALI 3x18 DIM	4008321069979	0.24 A	53.60 W	1350 lm	3
	QTi DALI 4x18 DIM	4008321070050	0.31 A	69.30 W	1350 lm	4
	QTP8 1x18	4008321131584	0.09 A	18.00 W	1350 lm	1
	QTP8 2x18	4008321131607	0.17 A	35.00 W	1350 lm	2
	QTP8 3x18, 4x18	4008321131706	0.26 A	56.00 W		3
	QTP8 3x18, 4x18	4008321131706	0.32 A	73.00 W		4
	QTP8 3x18, 4x18	4008321131706	0.26 A	56.00 W	1300 lm	3
	QTP8 3x18, 4x18	4008321131706	0.32 A	73.00 W	1300 lm	4
	QTP-DL 1x18-24	4008321117861	0.09 A	18.00 W	1300 lm	1
	QTP-DL 2x18-24	4008321117885	0.17 A	37.00 W	1300 lm	2
	QTP-M 1x26-42	4008321329134	0.10 A	19.00 W	1350 lm	1
	QTP-M 2x26-32	4008321329158	0.17 A	36.00 W	1350 lm	2
	QTP-OPTIMAL 1x18-40	4008321873743	0.10 A	20.00 W	1350 lm	1
	QTP-OPTIMAL 2x18-40	4008321873767	0.17 A	39.00 W	1350 lm	2
	QTz8 1x18	4008321863263	0.09 A	20.00 W	1350 lm	1
	QTz8 2x18	4008321863300	0.09 A	23.00 W	1350 lm	2
	QTz8 3x18	4008321863348	0.25 A	54.00 W	1350 lm	3
	QTz8 4x18	4008321863362	0.25 A	54.00 W	1350 lm	3